

Meteo M&R

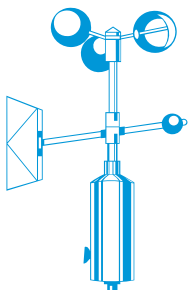
radiation & light



HFP01 heat flux plate/sensor

THE WORLD'S MOST POPULAR SENSOR
FOR HEAT FLUX MEASUREMENT
OF SOIL AND THROUGH WALLS

HFP01 is the world's most popular sensor for heat flux measurement in the soil as well as through walls and building envelopes. By using a ceramics-plastic composite body the total thermal resistance is kept small.



ingenieursbureau **wittich & visser**

scientific and meteorological instruments

radiation & light

HFP01 heat flux plate / heat flux sensor

HFP01 is the world's most popular sensor for heat flux measurement in the soil as well as through walls and building envelopes. By using a ceramics-plastic composite body the total thermal resistance is kept small.

HFP01 serves to measure the heat that flows through the object in which it is incorporated or on which it is mounted. The actual sensor in HFP01 is a thermopile. This thermopile measures the differential temperature across the ceramicsplastic composite body of HFP01. Working completely passive, HFP01 generates a small output voltage proportional to the local heat flux. Using HFP01 is easy. For readout one only needs an accurate voltmeter that works in the millivolt range. To calculate the heat flux, the voltage must be divided by the sensitivity; a constant that is supplied with each individual instrument.

HFP01 can be used for in-situ measurement of building envelope thermal resistance (R-value) and thermal transmittance (H-value) according to ISO 9869, ASTM C1046 and ASTM 1155 standards.

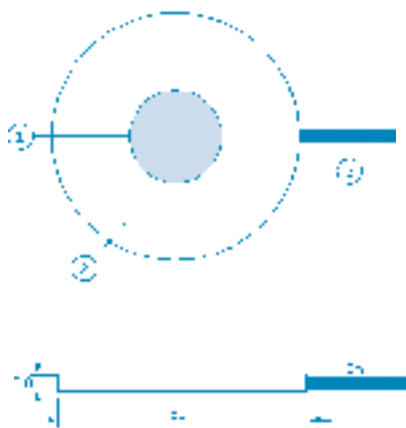


Figure 1
HFP01 heat flux plate dimensions:
(1) sensor area, (2) guard of ceramics-plastic composite, (3) cable, standard length is 5 m. All dimensions are in mm.

Traceability of calibration is to the "guarded hot plate" of National Physical Laboratory (NPL) of the UK, according to ISO 8302 and ASTM C177. A typical measurement location is equipped with 2 sensors for good spatial averaging. If necessary two sensors can be put in series, creating a single output signal. If measuring in soil, in case a more accurate measurement is needed the model HFP01SC should be considered.

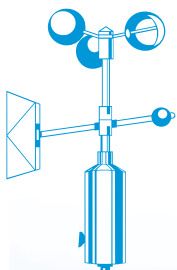
TECHNICAL SPECIFICATIONS

Sensitivity (nominal)	50 $\mu\text{V}/\text{W}\cdot\text{m}^{-2}$
Temperature range	-30 to +70°C
Sensor thermal resistance	< 6.25 $10^{-3}\text{K}\cdot\text{m}^2/\text{W}$
Range	+2000 to -2000 $\text{W}\cdot\text{m}^{-2}$
Calibration traceability	NPL, ISO 8302 / ASTM C177
Expected typical accuracy (12hr totals)	within +5/-15% in most common soils, within +5/ -5 % on walls

OPTIONS

Additional cable length x metres (add to 5m)
AC100 amplifier
LI 18 hand held readout

made to measure



ingenieursbureau **wittich & visser**

scientific and meteorological instruments

handelskade 76
2288 bg rijswijk
the netherlands

p.o.box 1111
2280 cc rijswijk
the netherlands

tel. +31 70 3070706
fax +31 70 3070938

www.wittich.nl
info@wittich.nl